

MOEL

Design by
Inga Sempé

Description

With the exception of its all-enveloping back, Moël draws heavily on Ligne Roset's longstanding expertise in the field of all-foam models. With its generous comfort underlined by its soft, rounded shape, Moël will appeal most to lovers of an informal, relaxed lifestyle, who want to welcome their friends in the most convivial way possible. Not forgetting, of course, that Moël does not look like any other seat in existence.

Technical Specifications

CONSTRUCTION

Structure in thermoformed ABS (a combination of elastomer and resin which results in a highly durable plastic), clad in polyether foam 26 kg/m³ - 5.7 kPa. Decorative rear feet covered to match frame.

COMFORT

Integral seat cushion in high resilience polyurethane Bultex foam 32 kg/m³ - 2.8 kPa with a comfort layer in Bultex foam 26 kg/m³ - 1.4 kPa. Quilted seat cushion in Bultex foam 26 kg/m³ - 1.4 kPa. Integral back cushion with headrest (for high back version only), lumbar and armrests in Bultex foam 26 kg/m³ - 1.4 kPa clad in 200 g/m² polyester quilting. Footstools in Bultex foam 48 kg/m³ - 5.3 kPa.

MAKING-UP

Back and seat covers quilted with bands of 300 g/m² polyester quilting, giving a strikingly structured visual effect. Covers of footstool quilted with 200 g/m² polyester quilting. Rear of back is in the shape of the corolla of a flower, and is held in place by metallic zips: this can be made up in Kyoto or Oregon hides or Divina or Coda fabrics. Covers are held in place by velcro and zips, and are fully removable.

FABRICS

'Inside' covers are ordered independently of the exterior 'corolla', thus making bicolour (or bi-material) interpretations a possibility. Footstools can also be bicolour: Inga Sempé recommends using the same covering material on the sides of the footstool and the corolla of the armchair or settee, and a different one for the front, back and top of the footstool and the 'inside' covers of the armchair or settee.

More info at

www.ligne-roset.com

© Ligne Roset 2021



ARMCHAIR LOW BACK OUTSIDE BACK IN CODA

DIMENSIONS

H 810 mm - W 1050 mm - D 890 mm - SH 410 mm -

Other sizes



armchair low back outside back in coda

DIMENSIONS

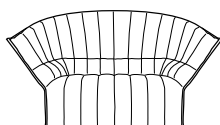
H 810 - mm
W 1050 - mm
D 890 - mm
SH 410 - mm



armchair low back outside back in kyoto

DIMENSIONS

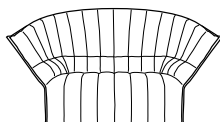
H 810 - mm
W 1050 - mm
D 890 - mm
SH 410 - mm



small settee low back outside back in coda

DIMENSIONS


H 810 - mm
W 1550 - mm
D 890 - mm
SH 410 - mm



small settee low back outside back in kyoto

DIMENSIONS


H 810 - mm
W 1550 - mm
D 890 - mm
SH 410 - mm



armchair high back outside back in coda

DIMENSIONS

H 970 - mm
W 1150 - mm
D 980 - mm
SH 410 - mm



armchair high back outside back in kyoto

DIMENSIONS

H 970 - mm
W 1150 - mm
D 980 - mm
SH 410 - mm



small footstool sides in coda

DIMENSIONS

W 600 - mm
D 460 - mm
SH 370 - mm



small footstool sides in kyoto

DIMENSIONS

W 600 - mm
D 460 - mm
SH 370 - mm



small footstool monocolour

DIMENSIONS

W 600 - mm
D 460 - mm
SH 370 - mm